



# Meridian Connect

The Drag and Drop Way to Send Your Files

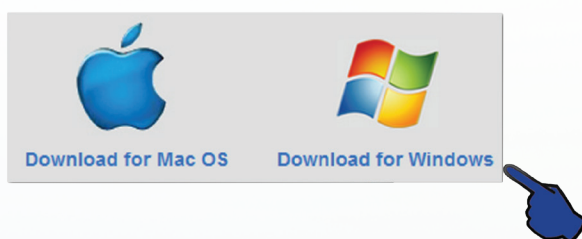
## App Installation

Meridian has made significant investments in technology aimed at improving how your files are sent and received. As a result, we are proud to announce Meridian Connect.

Follow the few simple steps below and you will be ready to start delivering your files with greater ease than ever before.

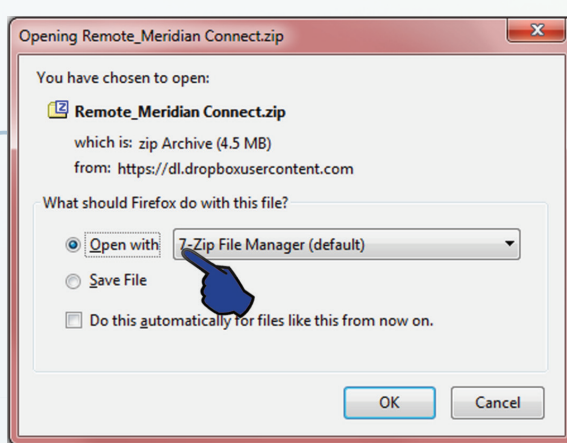
### Step 1

Begin by choosing the necessary platform for your machine.



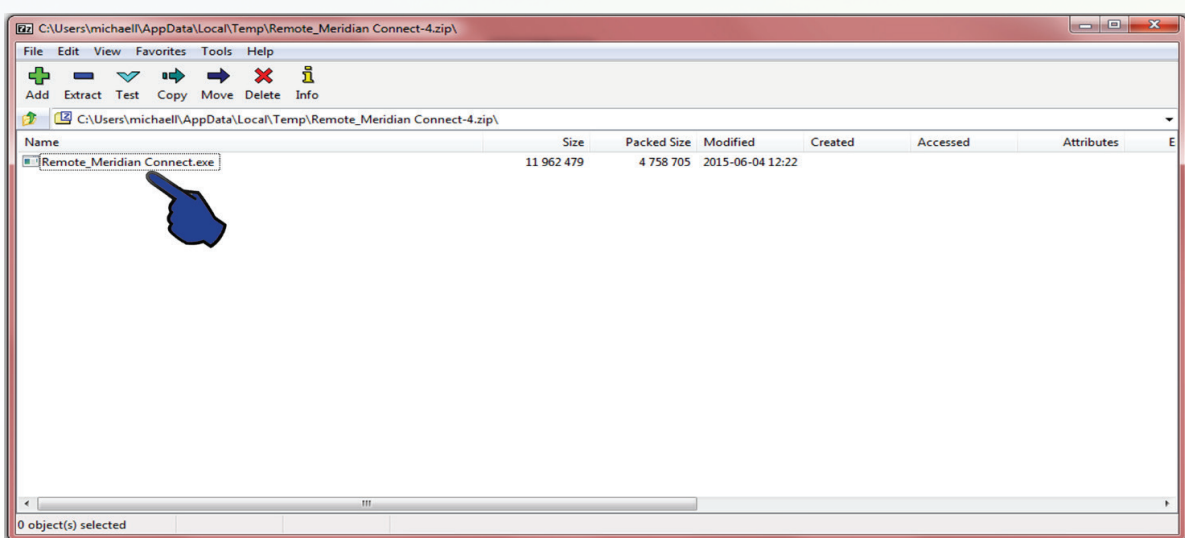
### Step 2

Once your selection has been made, a pop-up window will appear. Select 'Open with' (Your choice of Zip Program), then hit 'OK'.



### Step 3

After you have opened the downloaded file in your zip program, double click the file link. Your installation will begin immediately. Once download is complete it will automatically be placed on your desktop and Meridian Connect will open.



### Step 4

You're almost done!

Once the Meridian Connect App is open, simply drag your desired files into the App, and follow the provided instructions.

